


Luce LED lineare a Sospensione collegabile in serie

La versatile lampada a LED lineare architettonica collegabile HighBay con una potenza di 120 lumen per watt più una delle lampade commerciali con la qualità e il prezzo più vantaggioso oggi sul mercato.



Technical Parameters

Fixture housing	Aluminum fixture + Polycarbonate cover
Fixture Color	Silver (standart) / Black/ White
Mounting Type	Suspended/ Ceiling
Application projects	Office Building, Supermarkets, Store, Classroom, Resturants, Warehouse, Corridors , Security Areas etc.
Certificates	Approved UL&CUL(E476588), FCC, CE, RoHS
Warranty	5 Years

Electrical Parameters

ITEM	30W	40W	50W	80W
Power Consumption	31W	41W	52W	82W
LED Source	PHILIPS SMD3030 LED			
Input Voltage Range	100-277VAC; 200-480VAC; 12/24VDC			
Frequency Range	50/60Hz			
Power Factor	>0.95			
THD	<12%			
Power line	UL SJTW 3G18AWG			

Luce LED lineare a Sospensione collegabile in serie


La versatile lampada a LED lineare architettonica collegabile HighBay con una potenza di 120 lumen per watt più una delle lampade commerciali con la qualità e il prezzo più vantaggioso oggi sul mercato.

Optical & Efficiency Parameters

Beam Angle	Type V (120°)
Color Temperature	2700K--3200K, 4000K-4500K, 5000K-5500K, 5700K, 6000K-6500K
Lumen Efficiency	>130LM/W
Lumen Output	30W=3900lm, 40W= 5200lm, 50W= 6500lm, 80W= 10400lm
Color Rendering Index	CRI> 80Ra
IP Rating	IP54
IK Level	IK08
LED JT	< 69°C
Working Temperature	-25°C ~ +50°C
Humidity	10%~90%RH
Life-span (L70)	>50,000Hrs

Options

PIR motion sensor/ Microwave motion sensor
Photocell Sensor (100-277VAC only)
Finish color: Silver/ Black/ White
1-10V Dimmable is optional
Seamless Linkable options



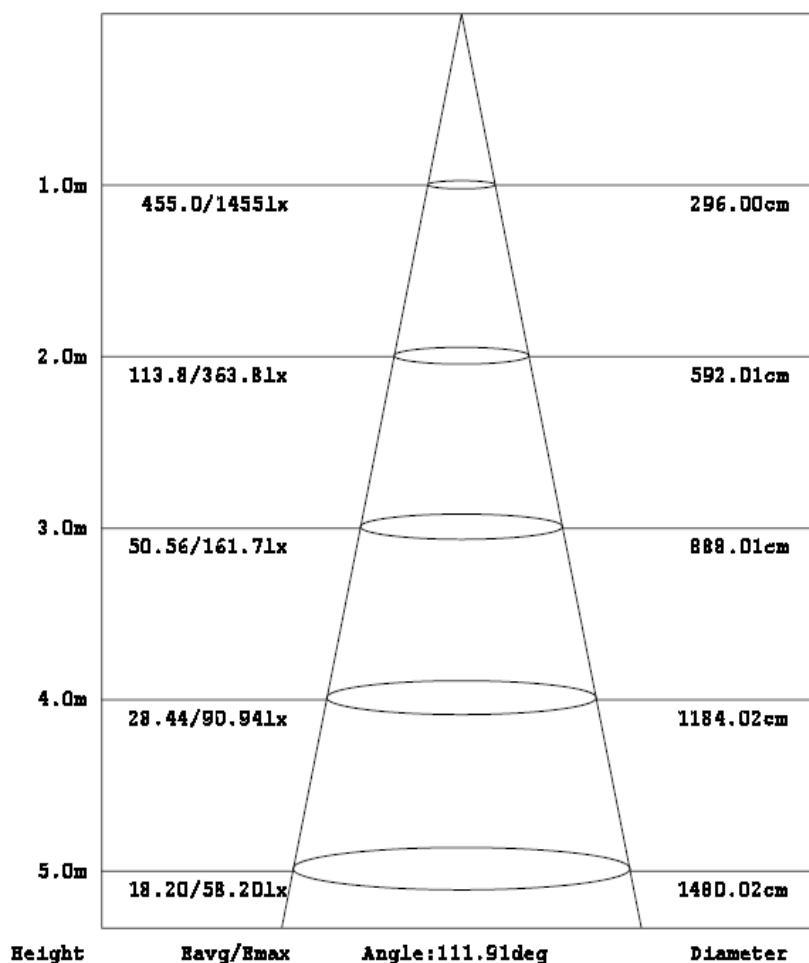
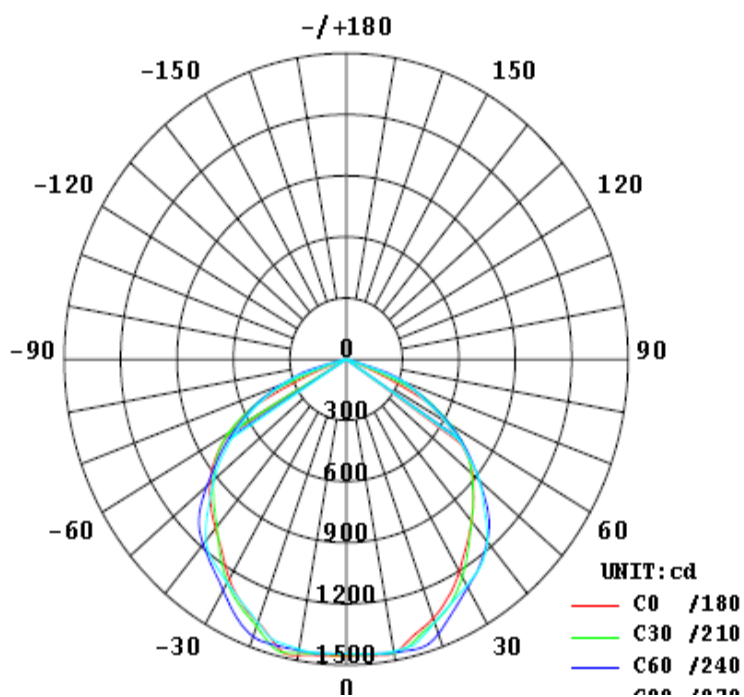
Advantages

- ◆ Using high quality 3030 chips, LM-80 report and IES data available.
- ◆ High quality Aluminum Fixture, professional cooling design, better cooling LED Tj < 69°C.
- ◆ Optional 1-10V dimmable, motion sensor functions
- ◆ Versatile-Ceiling or highbay lighting projects
- ◆ Special thermal design, reduce fixture weight and ensure good heat dissipation, lower luminous decay to extend life span of the leds.
- ◆ Environment friendly, no UV, no IR, no mercury or other hazardous substances
- ◆ Silicone rubber seal, moisture, high temperature.
- ◆ 5 years warranty
- ◆ Complete with a 10KA surge protector (100-277V) has built in input Surge protection 4KV line-line, 6KV line- earth
- ◆ Linkable options, design the mounting length according to requirements.

Luce LED lineare a Sospensione collegabile in serie

La versatile lampada a LED lineare architettonica collegabile HighBay con una potenza di 120 lumen per watt più una delle lampade commerciali con la qualità e il prezzo più vantaggioso oggi sul mercato.

Optical and Photometrics



Product Code Guide

ITEM CODE	WATTAGE	CCT	VOLTAGE
LED LINEAR HIGHBAY LIGHT	30W	30K- 3000K	110V
	40W	40K-4000K	120V
	50W	50K-5000K	277V
	80W	55K-5500K	100-277V
		60K-6000K	347V
		65K-6500K	12/24VDC

HBL02 - 30w/ 40w/ 50W/ 80W - 40K/ 50K - 120V/ 347V


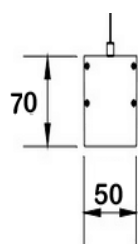
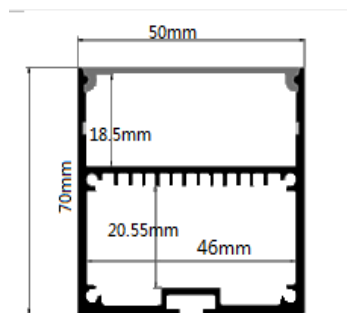
Item code Watts CCT Voltage

Example: HBL02-30W-50K-120 (LED Linear HighBay Light , 30W, CCT 5000K, 120VAC)


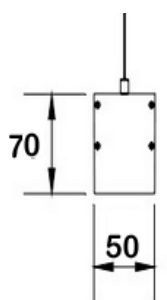
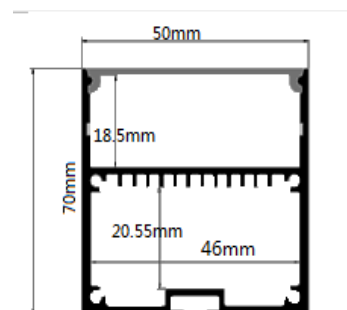
Luce LED lineare a Sospensione collegabile in serie

La versatile lampada a LED lineare architettonica collegabile HighBay con una potenza di 120 lumen per watt più una delle lampade commerciali con la qualità e il prezzo più vantaggioso oggi sul mercato.


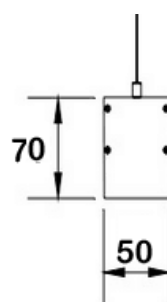
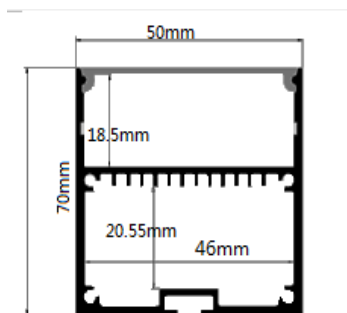
Fixture Dimensions




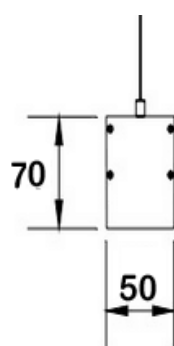
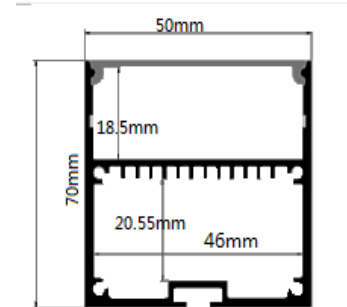
30W 2FT Fxiture



40W 3FT Fxiture



40W/ 50W 4FT Fxiture



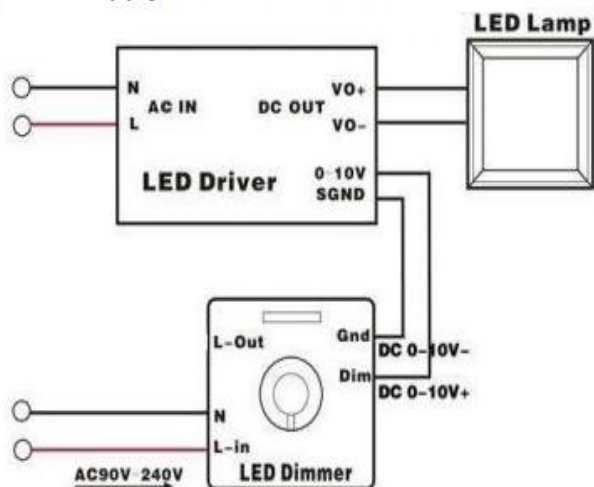
80W 5FT Fxiture

Luce LED lineare a Sospensione collegabile in serie

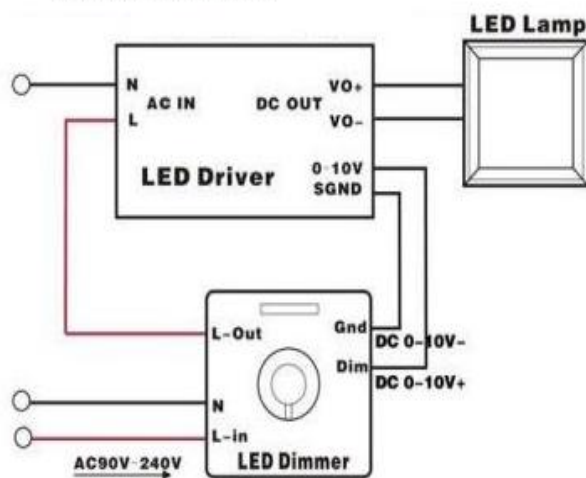
La versatile lampada a LED lineare architettonica collegabile HighBay con una potenza di 120 lumen per watt più una delle lampade commerciali con la qualità e il prezzo più vantaggioso oggi sul mercato.

1-10V Dimming Instructions

Type 1, The power supply of 0/1-10V and dimmer are in parallel relationship, should attention to power supply's current not exceed



Type 2, The power supply of 0/1-10V and dimmer are in series relationship, should attention to the dimmer's current.



Package



Luce LED lineare a Sospensione collegabile in serie

La versatile lampada a LED lineare architettonica collegabile HighBay con una potenza di 120 lumen per watt più una delle lampade commerciali con la qualità e il prezzo più vantaggioso oggi sul mercato.

Mounting Instructions

Suspending Mount

Suspension kits included:

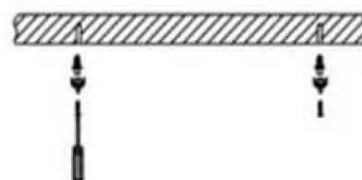


- 2 aircraft cables
- 2 cable coupler
- 2 rubber plug
- 2 screws
- 2 screw socket


Step 1: Punching hole on ceiling by electric drill, and put rubber plug into the hole.



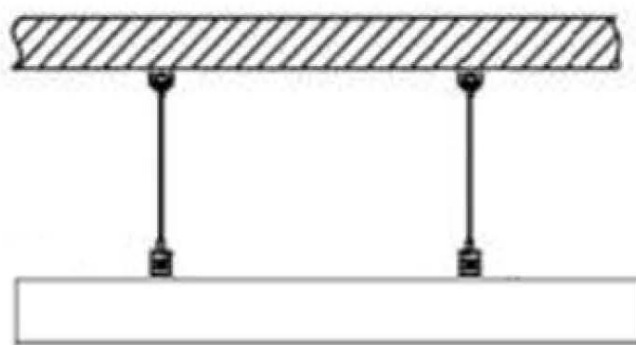
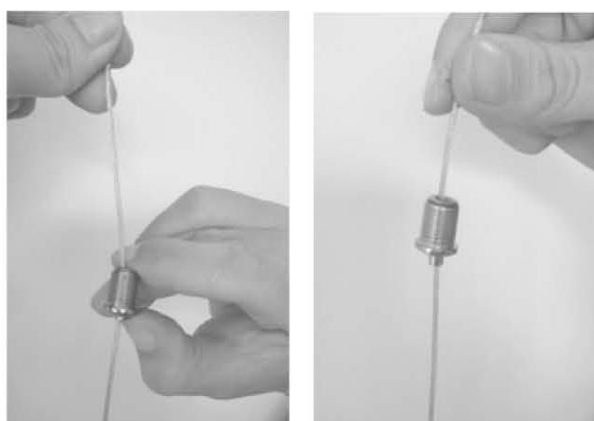
Step 2: Fix cable coupler on ceiling.



Step 3: Put the screw socket into the fixture groove, make two screw sockets balanced the fixture. And connect the aircraft cables with the screw sockets together.



Step 4: Adjust the aircraft cables to suitable length as left picture show, then connect the aircraft cables with the cable couplers together as right picture show.



Luce LED lineare a Sospensione collegabile in serie

La versatile lampada a LED lineare architettonica collegabile HighBay con una potenza di 120 lumen per watt più una delle lampade commerciali con la qualità e il prezzo più vantaggioso oggi sul mercato.

Ceiling Mount



Suspension kits included:

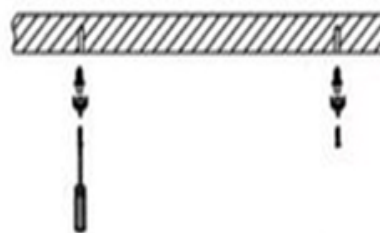
Accessories:

- 2 x Z brackets
- 4 x screws
- 4 x screw socket
- 4 x screw rings

Step 1: Punching hole on ceiling by electric drill



Step 2: Fix screws on ceiling.



Step 3: Put the screws+ screw rings into the fixture groove, make two screw sockets balanced the fixture



Step 4: Put Z bracekt into the Screws, and add Screw sockets, see below pictures;



Step 5: install the Z bracekt onto the Ceiling by Screws

